

COUPE DE FRANCE DES RALLYES PEA COEF. 3

**FFSA**

# 39EME RALLYE DU NOUGAT

DE MONTELMAR DROME PROVENCAL

17EME VHC 14EME VHRS 4EME VMRS

**ROAD-BOOK**







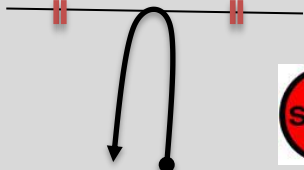







**BOUCLAGE RECONNAISSANCE**

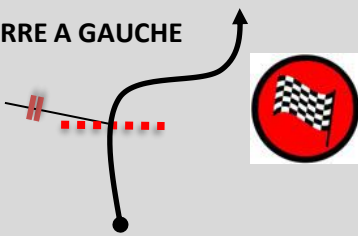

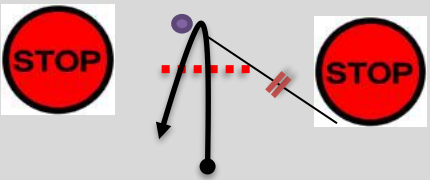

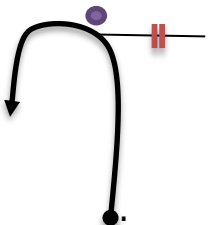
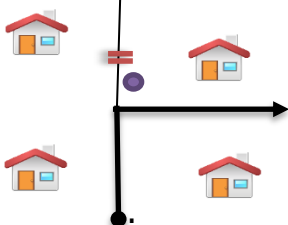




29 ET 30 MAI 2026


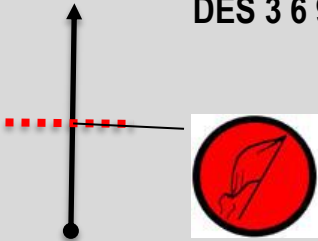

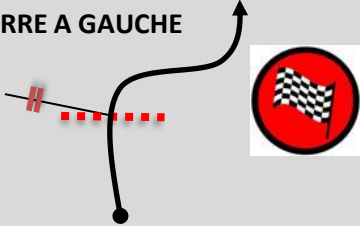

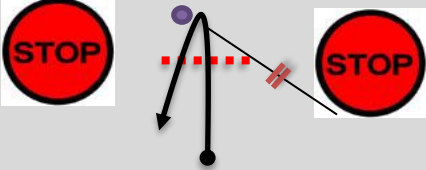

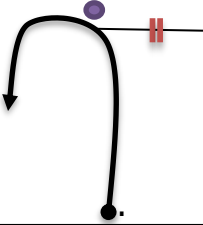

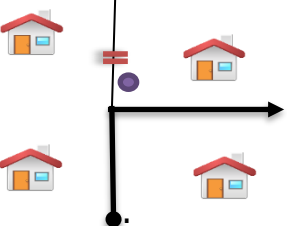







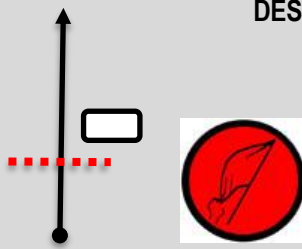

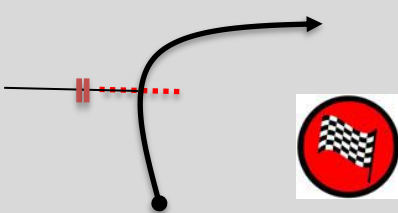

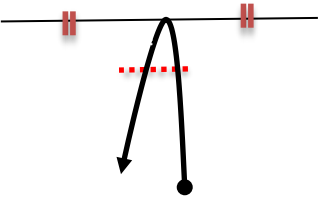
**BOUCLAGE JP TACUSSEL / LA CITELLE**

DISTANCES		DIRECTION	INFORMATIONS	DEGRESSIF
TOTAL	PARTIEL			
<b>BOUCLAGE JP TACUSSEL / LA CITELLE</b> <b>DISTANCE 33,500</b> <b>TEMPS ESTIMER 45MIN</b> <b>!! PRUDENCE VOUS ETES A DOUBLE SENS</b> <b>RECO !!</b>				
				
DISTANCES		DIRECTION	INFORMATIONS	DEGRESSIF
TOTAL	PARTIEL			
0,000	0,000	<p align="center">↑ DES 1</p> 		33,5
12,350	12,350	 	<p align="center">BEGLETOUBIER</p> 	21,150
12,500	0,150	 		21,000
12,500	0,000	<b>DEMI-TOUR ET RECONNAITRE</b> <b>ES 4 / 7 / 10</b>	<b>FAITE DEMI TOUR POUR VOTRE</b> <b>SECONDE PASSAGE, PUIS JE</b> <b>PRECONISE D'ALLER RECONNAITRE</b> <b>ALEYRAC AVANT VOTRE 3eme</b> <b>PASSAGE ROADBOOK PAGE 15</b> <b>CASE 15</b>	21,000
12,600	0,100	<p align="center">CH 4 7 19</p>  		20,900
12,700	0,100	<p align="center">DES 4 7 10</p> 		20,800

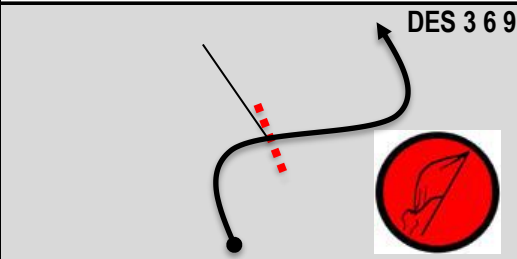
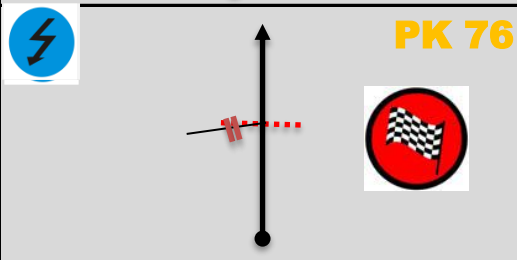
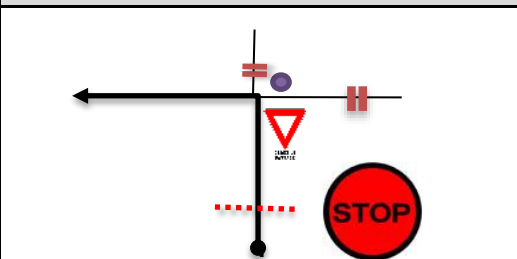
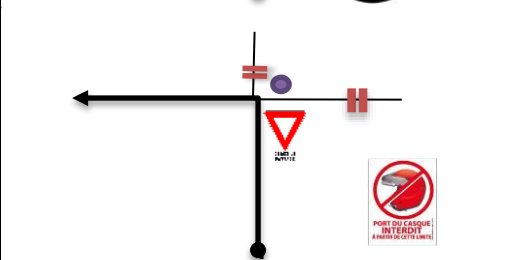
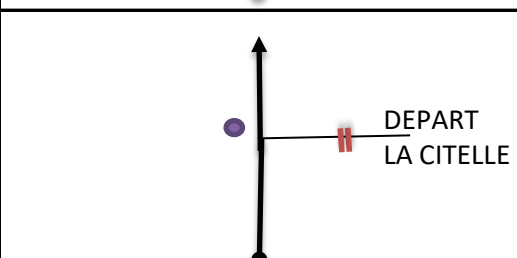
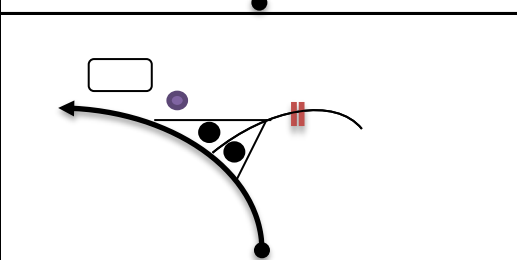
BOUCLAGE JP TACUSSEL / LA CITELLE				
DISTANCES		DISTANCE	TEMPS ESTIMER	50
TOTAL	PARTIEL	33,500	45MIN	
		!! PRUDENCE VOUS ETES A DOUBLE SENS RECO !!		
DISTANCES		DIRECTION	INFORMATIONS	DEGRESSIF
25,500	12,800	VO EN TERRE A GAUCHE 		8,000
25,700	0,200			7,800
25,700	0,000	<b>DEMI-TOUR AUTORISER            REMONTER DEPART ES1 EN            SUIVANT LES CASES            SUIVANTES</b>	<b>APRES VOTRE 3 EME            PASSAGE DANS LE            COLOMBIER PRENDRE            ROADBOOK PAGE 37 CASE            12</b>	7,800
29,900	4,200		<b>D4</b> MONTELIMAR ESPELUCHE  <b>!! SENS INVERSE !!</b>	3,600
30,850	0,950		<b>D127</b> ROCHEFORT LA TOUCHE  <b>!! SENS INVERSE !!</b>	2,650
33,100	2,250		<b>D327</b> ROCHEFORT  <b>!! SENS INVERSE !!</b>	0,400

BOUCLAGE JP TACUSSEL / LA CITELLE					
1		DISTANCE	TEMPS ESTIMER		
		33,500	45MIN		
		!! PRUDENCE VOUS ETES A DOUBLE SENS RECO !!			
DISTANCES		DIRECTION	INFORMATIONS	DEGRESSIF	
TOTAL	PARTIEL				
33,500	0,400	DEMI TOUR ET RECONNAITRE LA JP TACUSSEL	AVANT DE REALISER LE COLOMBIER 3eme PASSAGE, JE PRECONISE D'ALLER RECONNAITRE ALEYRACPRENEZ LE ROADBOOK PAGE 15 CASE 15		0,000

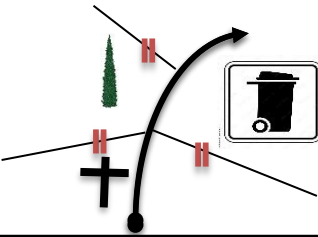


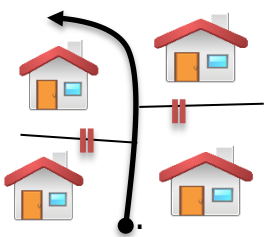


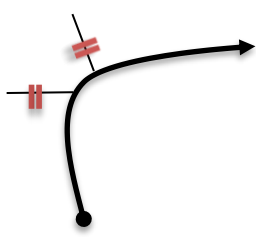



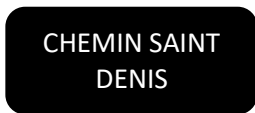
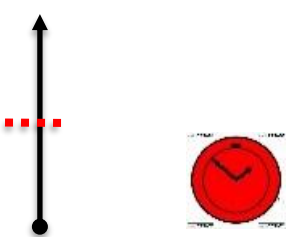
BOUCLAGE LA CITELLE / JP TACUSSEL					
		DISTANCE	TEMPS ESTIMER		
2		33,500	45Min		
		<b>!! PRUDENCE VOUS ETES A DOUBLE SENS</b>			
DISTANCES		DIRECTION	INFORMATIONS	DEGRESSIF	
TOTAL	PARTIEL				
0,000	0,000	 <p>DES 3 6 9</p>		33,500	
12,800	12,800	 <p>VO EN TERRE A GAUCHE</p>		20,700	
13,000	0,200			20,500	
13,000	0,000	<p><b>DEMI-TOUR AUTORISER REMONTÉE DÉPART ES1 EN SUIVANT LES CASES SUIVANTES</b></p>			20,500
17,200	4,200		 <p><b>!! SENS INVERSE !!</b></p>	16,300	
18,150	0,950		 <p><b>!! SENS INVERSE !!</b></p>	15,350	

BOUCLAGE LA CITELLE / JP TACUSSEL					
		DISTANCE	TEMPS ESTIMER		
2		33,500	45Min		
		<b>!! PRUDENCE VOUS ETES A DOUBLE SENS</b> <b>RECO !!</b>			
DISTANCES		DIRECTION		INFORMATIONS	DEGRESSIF
TOTAL	PARTIEL				
20,450	2,300			   <b>!! SENS INVERSE !!</b>	13,050
20,850	0,400	FAIRE DEMI-TOUR, RECONNAISSANCE JP TACUSSEL		FAIRE DEMI-TOUR, RECONNAISSANCE JP TACUSSEL	12,650
20,850	0,000				12,650
33,200	12,350				0,300
33,500	0,300			<b>FAITE DEMI TOUR POUR VOTRE SECONDE PASSAGE, PUIS JE PRECONISE D'ALLER RECONNAITRE ALEYRAC AVANT VOTRE 3eme PASSAGE ROADBOOK PAGE 15 CASE 15</b>	0,000

## BOUCLAGE ALEYRAC 2/3/6/9

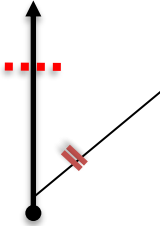


CH		DISTANCE	TEMPS	Section	Secteur
3		14,300	THEORIQUE		
		20'			
DISTANCES		DIRECTION	INFORMATIONS	DEGRESSIF	
TOTAL	PARTIEL				
0,000	0,000	 <p style="text-align: right; margin-right: 10px;">DES 3 6 9</p>		14,3	
7,600	7,600	 <p style="text-align: right; margin-right: 10px;">PK 76</p>	chemin a gauche	6,700	
7,800	0,200		S.R.P VIEUX MUR A GAUCHE	6,500	
7,850	0,050		<div style="border: 1px solid black; padding: 5px; display: inline-block;">D9</div> <div style="border: 1px solid black; padding: 5px; display: inline-block; width: 100px;">SALLES SOUS BOIS TAULIGNAN</div>	6,450	
12,600	4,750	 <p style="text-align: right; margin-right: 10px;">DEPART LA CITELLE</p>	<div style="border: 1px solid black; padding: 5px; display: inline-block;">D24</div> <div style="border: 1px solid black; padding: 5px; display: inline-block; width: 100px;">SALLES SOUS BOIS TAULIGNAN</div> APRES LES TROIS PASSAGE, REPRENDRE ROADBOOK PAGE ... CASE 14	1,700	
13,400	0,800		<div style="border: 1px solid black; padding: 5px; display: inline-block;">D24</div> <div style="border: 1px solid black; padding: 5px; display: inline-block; width: 100px;">SALLES SOUS BOIS TAULIGNAN</div> <div style="border: 2px solid red; padding: 5px; display: inline-block; width: 80px; margin-top: 10px;">SALLES SOUS BOIS</div>	0,900	

**BOUCLAGE ALEYRAC 2/3/6/9**

CH		DISTANCE <b>14,300</b>	TEMPS <b>THEORIQUE</b>		Section	Secteur
<b>3</b>			<b>20'</b>			
DISTANCES		DIRECTION	INFORMATIONS			DEGRESSIF
TOTAL	PARTIEL					
13,500	0,100			 S.I / S.R.P		0,800
13,700	0,200			 S.I / S.R.P		0,600
13,900	0,200			 S.I / S.R.P		0,400
14,050	0,150					0,250
14,300	0,250					0,000

BOUCLAGE BASSIN DES DRUIDES				
		DISTANCE DEPART/DEPART	TEMPS	
4		22 km	THEORIQUE	
			35'	
DISTANCES		DIRECTION		INFORMATIONS
TOTAL	PARTIEL			DEGRESSIF
0,000	0,000			22,000
9,650	9,650			12,350
9,800	0,150		<p>GITES BOIS DES DAMES</p> <p>APRES VOS 3 PASSAGE REPRENDRE ROADBOOK : MODERNE VH : PAGE 38 CASE 12</p>	12,200
11,400	1,600		<p>ZONE 30</p>	10,600
12,600	1,200		<p>D471</p>	9,400
14,200	1,600			7,800

BOUCLAGE BASSIN DES DRUIDES				
4		DISTANCE DEPART/DEPART		TEMPS
		22 km		THEORIQUE
				35'
DISTANCES		DIRECTION	INFORMATIONS	DEGRESSIF
TOTAL	PARTIEL			
15,900	1,700		<div style="border: 1px solid black; padding: 2px; display: inline-block;">D471</div> <div style="border: 1px solid red; padding: 2px; display: inline-block;">CHAMARET</div>	6,100
16,300	0,400			5,700
20,200	3,900		<div style="border: 1px solid black; padding: 2px; display: inline-block;">50</div> <div style="border: 1px solid black; padding: 2px; display: inline-block;">D71</div> <div style="border: 1px solid red; padding: 2px; display: inline-block;">MONSEGUR SUR LAUZON</div>	1,800
20,700	0,500		<div style="border: 1px solid black; padding: 2px; display: inline-block;">50</div> <div style="border: 1px solid black; padding: 2px; display: inline-block;">D71</div> <div style="border: 1px solid black; padding: 2px; display: inline-block;">SAINT PAUL 3 CHX</div> <div style="border: 1px solid black; padding: 2px; display: inline-block;">PIERRELATTE</div>	1,300
21,000	0,300		<div style="border: 1px solid black; padding: 2px; display: inline-block;">50</div> <div style="border: 1px solid black; padding: 2px; display: inline-block;">D481</div> <div style="border: 1px solid black; padding: 2px; display: inline-block;">CLANSAYES</div>	1,000
21,800	0,800			0,200

BOUCLAGE BASSIN DES DRUIDES				
4		DISTANCE DEPART/DEPART	TEMPS THEORIQUE	
		22 km	35'	
DISTANCES		DIRECTION	INFORMATIONS	DEGRESSIF
TOTAL	PARTIEL			
22,000	0,200	<p>CH 4 7 10</p>  		0,000