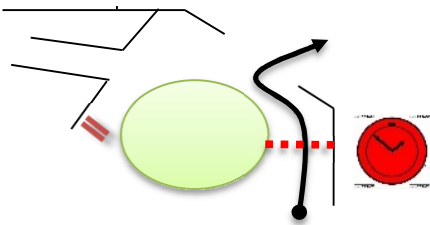
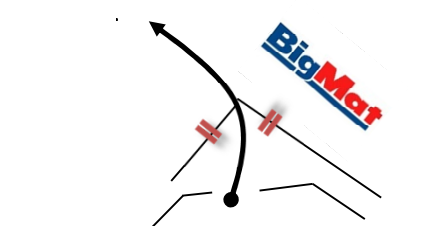
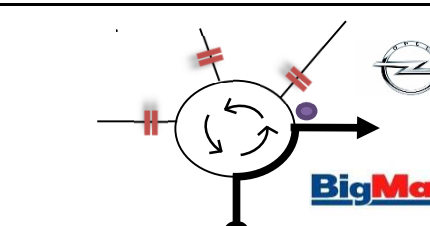
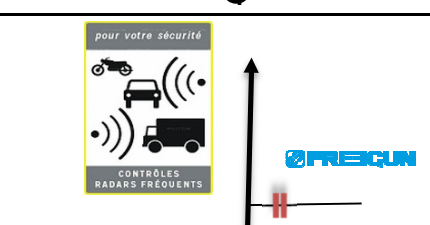
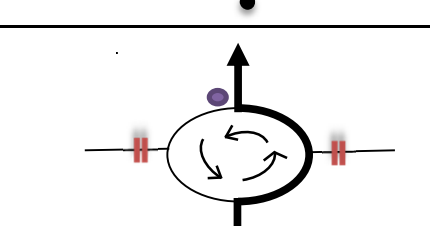
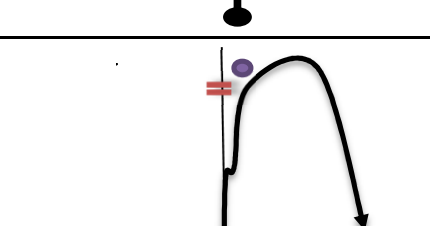


VERIFICATIONS TECHNIQUE - > PARC FERMÉ

CH		DISTANCE	TEMPS	Section	Secteur
		3,900	IMPARTI		
		MOYENNE	10'		
		23,4			
DISTANCES		DIRECTION	INFORMATIONS	DEGRESSIF	
TOTAL	PARTIEL				
0,000	0,000		SORTIE VERIF' TECHNIQUE VERS PARC FERMÉ	3,9	
0,020	0,020		50 S.I	3,880	
0,100	0,080		N7 PRIVAS / VALENCE LE PUY EN V. AUBENAS ROCHEMAURE / LE TEIL	3,800	
0,700	0,600		N7 !! RADAR DOUBLE SENS !! 80 km/h	3,200	
1,600	0,900		N7 PRIVAS / VALENCE LE PUY EN V. AUBENAS	2,300	
2,600	1,000		50 N102 LE PUY EN V. AUBENAS LE TEIL	1,300	

VERIFICATIONS TECHNIQUE - > PARC FERMÉ						
CH		DISTANCE		TEMPS		
		3,900		IMPARTI		
		MOYENNE		10'		
		23,4				
DISTANCES		DIRECTION			INFORMATIONS	DEGRESSIF
TOTAL	PARTIEL					
2,750	0,150				<p>50</p> <p>MONTELIMAR CENTRE</p> <p>DIEULEFIT</p> <p>PALAIS DES CONGRES</p>	1,150
3,300	0,550				<p>50</p> <p>S.R.P</p> <p>S.I</p>	0,600
3,800	0,500				<p>50</p> <p>GARE SNCF</p> <p>PALAIS DES CONGRES</p>	0,100
3,900	0,100				<p>50</p> <p>A GAUCHE</p> <p>ENTREE PARC FERME</p> <p>PARKING PALAIS DES</p> <p>CONGRES</p>	0,000